



Solenoid valve 2/2 way N.C. Direct acting

21JBMR0B20

PRESENTATION:

Direct acting S.V. for interception of fluids compatible with the construction materials.
Minimum operational pressure is not required.
The materials used and the tests carried out ensure maximum reliability and duration.

USE: Automation

PIPES: M5

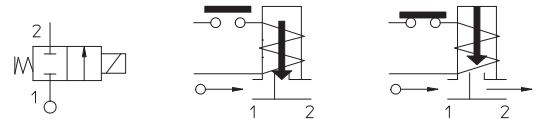
COILS: 5W - Ø 10
LBA 155°C (class F)
LBF - LBV 180°C (class H)

MOULDING AND BOBBIN ARE MADE BY 100% VIRGIN MATERIAL.

Max. allowable pressure (PS) 40 bar
Ambient temperature:
with coil class **F** - 10°C + 60°C
with coil class **H** - 10°C + 80°C



Gaskets	Temperature		Medium
B=NBR (nitrile rubber)	- 10°C	+ 90°C	Air, inert gas, water

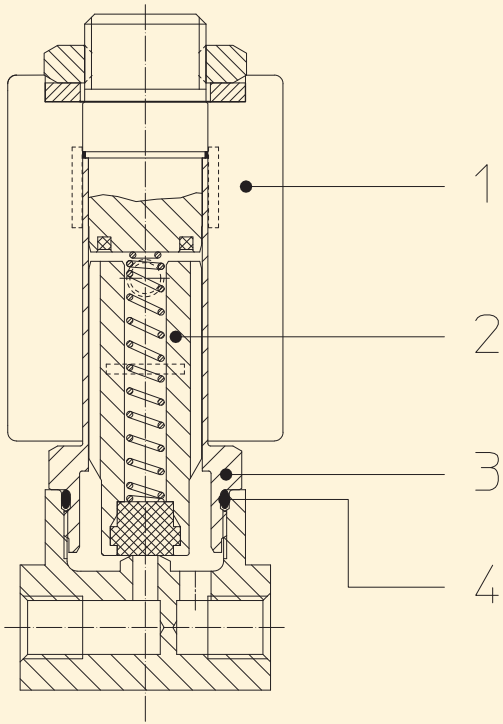


Pipe D-ISO UNI 4534	Code	Max viscosity		Ø mm	Kv l/mn	Power (watt)	Pressure		
		cSt	°E				min bar	M.O.P.D. AC bar DC bar	
M5	21JBMR0B20	37	~ 5	2	2	5	0	22	10

Note

Available on request and with minimum quantities.

The "ODE" reserves the right to carry out technical and aesthetic modifications without prior notification.



MATERIALS:

- Body** Brass - UNI EN 12165 CW617N
- Armature tube** Stainless steel AISI series 400
- Fixed core** Stainless steel AISI series 400
- Plunger** Stainless steel AISI series 400
- Phase displacement ring** Copper - Cu 99,9%
- Spring** Stainless steel AISI series 300
- Seal** B=NBR
- Orifice** Brass - UNI EN 12165 CW617N

On request:

- Connector** Pg 9 or Pg 11
- Connector conformity** ISO 4400

FEATURES:

- Electrical conformity** IEC 335
- Protection degree** IP 65 EN 60529 (DIN 40050)
with coil fitted by connector.

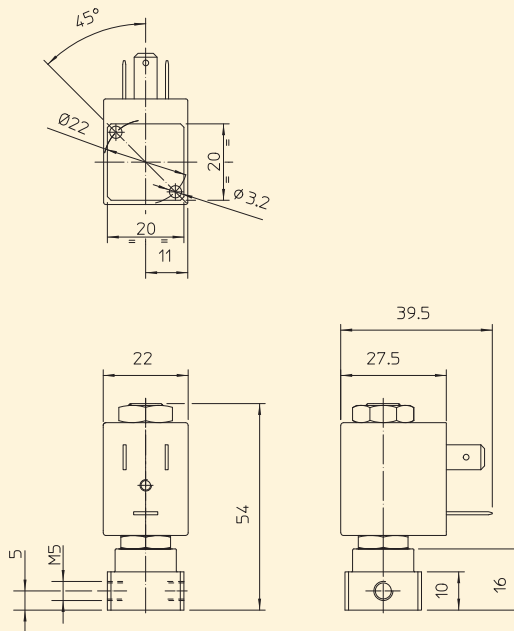
SPARE PARTS:

- 1. Coil:**
See coils list
- 2. Complete plunger:**
Code R451101/B
- 3. Complete armature tube:**
Code R452062
- 4. Gasket O-Ring:**
Code R990597/B

KIT:

KT100R0B25-FJ=2+3+4

DIMENSIONS:



COIL TYPE	POWER ABSORPTION		
	W	Hold VA ~	Inrush VA ~
L	5	10	15