



Solenoid valve 2/2 way N.C. With pilot control

21H7KV120
÷
21H8KV120

PRESENTATION:

S.V. with pilot control for interception of fluids compatible with the construction materials.

A minimum operational pressure of 0,1 bar is required.

The materials used and the tests carried out ensure maximum reliability and duration.

USE: Automation
Heating

PIPES: G 3/8 - G 1/2

COILS:

8W - Ø 13	
BDA - BSA	155°C (class F)
BDV	180°C (class H)
12W - Ø 13	
UDA	155°C (class F)
14W - Ø 13	
GDH - GDV	180°C (class H)

**COIL HOUSING AND COIL FORMER MATERIAL ARE
MADE BY 100% VIRGIN MATERIAL**

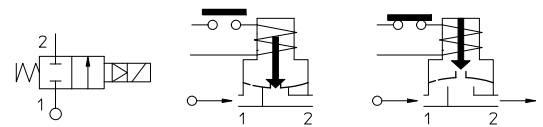
Max. allowable pressure (PS) 20 bar

Ambient temperature:

See coils catalogue page for its compatibility.



Gaskets	Temperature		Medium
V =FKM (fluoroelastomer)	- 10°C	+140°C	Mineral oils (2°E), gasoline gas oils
B =NBR (nitrile rubber)	- 10°C	+ 90°C	Air, inert gas, water
E =EPDM (ethylene-propylene)	- 10°C	+140°C	Water, low pressure steam



For seals other than FKM replace the letter "V" with the ones corresponding to the other seals. E.I. 21H7KE120.

Pipe ISO 228/1	Code	Max viscosity		Ø mm	Kv l/mn	Power watt	Pressure			
		cSt	°E				min bar	M.O.P.D. AC bar DC bar		
G 3/8	21H7KV120	12	~ 2	12	35	8	0,1	20	10	
						12			20	
						14			10	
G 1/2	21H8KV120	12	~ 2	12	45	8	0,1	20	10	
						12			20	
						14			10	

The "ODE" reserves the right to carry out technical and aesthetic modifications without prior notification.

MATERIALS:

Body	Brass - UNI EN 12165 CW617N
Welded armature tube	Stainless steel AISI series 300
Fixed core	Stainless steel AISI series 400
Plunger	Stainless steel AISI series 400
Phase displacement ring	Copper - Cu 99,9%
Spring	Stainless steel AISI series 300
Seal	Standard: V=FKM On request: B=NBR E=EPDM
Orifice	Brass - UNI EN 12165 CW617N

On request:
Connector Pg 9 or Pg 11
Connector conformity ISO 4400

FEATURES:

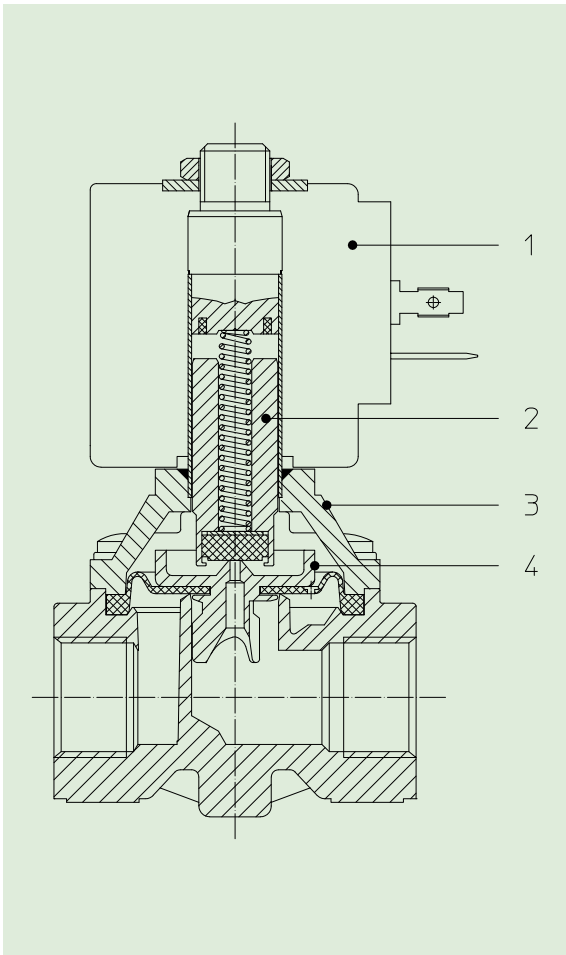
Electrical conformity	IEC 335
Protection degree	IP 65 EN 60529 (DIN 40050) with coil fitted by connector.

SPARE PARTS:

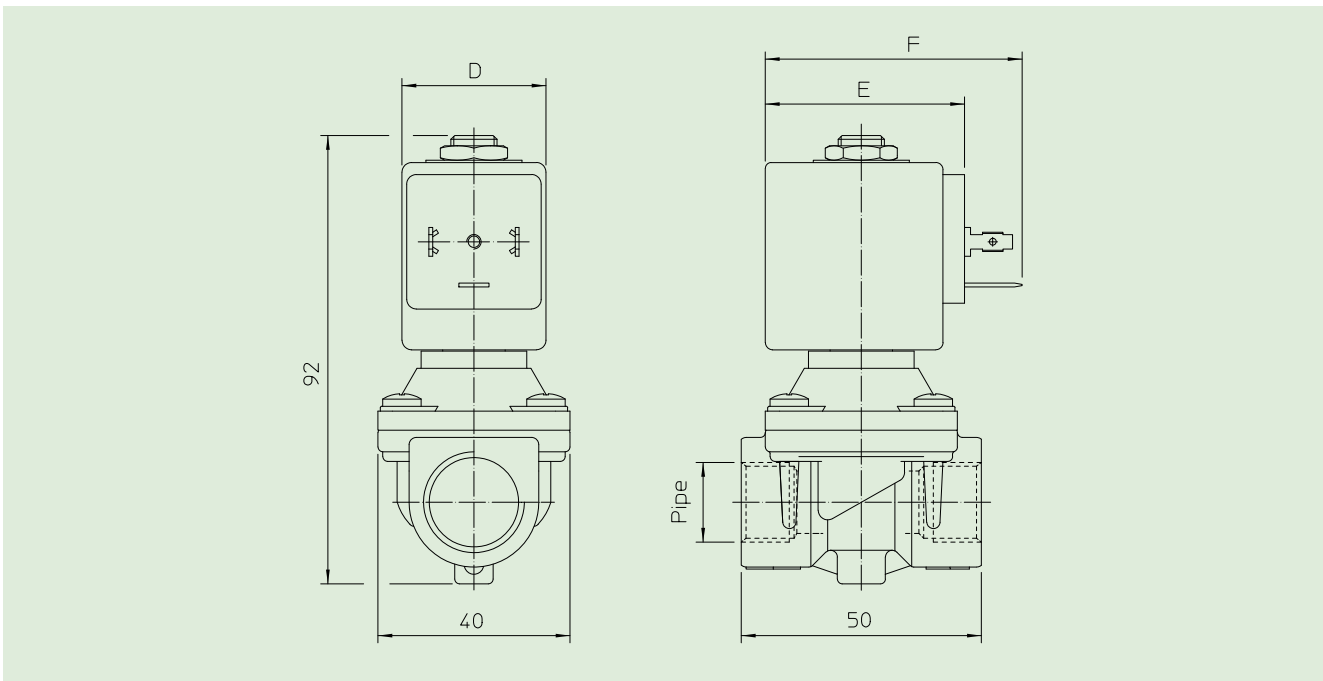
1. **Coil:**
See coils list
2. **Complete plunger:**
Code R451284/V
3. **Complete cover with armature tube:**
Code R450938
4. **Complete diaphragm:**
Code R450916/V

MAINTENANCE KIT:

KTG0H7KV12=2+4



DIMENSIONS:



Type	Pipe ISO 228/1
21H7KV120	G 3/8
21H8KV120	G 1/2

COIL TYPE	POWER ABSORPTION			DIMENSIONS		
	W ==	Hold VA ~	Inrush VA ~	D mm	E mm	F mm
B	8	14,5	25	30	42	54
U	12	23	35	36	48	60
G	14	27	43	52	55	67



Solenoid valve 2/2 way N.C. With pilot control

21H9KV180

PRESENTATION:

S.V. with pilot control for interception of fluids compatible with the construction materials.

A minimum operational pressure of 0,1 bar is required.

The materials used and the tests carried out ensure maximum reliability and duration.

USE: Automation
Heating

PIPES: G 3/4

COILS:

8W - Ø 13	
BDA - BSA	155°C (class F)
BDV	180°C (class H)
12W - Ø 13	
UDA	155°C (class F)
14W - Ø 13	
GDH - GDV	180°C (class H)

COIL HOUSING AND COIL FORMER MATERIAL ARE MADE BY 100% VIRGIN MATERIAL.

Max. allowable pressure (PS) 16 bar

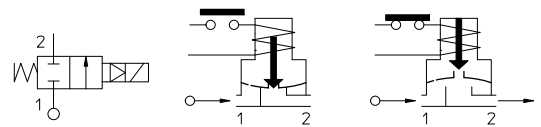
Ambient temperature:

See coils catalogue page for its compatibility.



Gaskets	Temperature		Medium
	-	+	
V=FKM (fluoroelastomer)	- 10°C	+140°C	Mineral oils (2°E), gasoline gas oil
B=NBR (nitrile rubber)	- 10°C	+ 90°C	Air, inert gas, water
E=EPDM (ethylene-propylene)	- 10°C	+140°C	Water, steam

For seals other than FKM replace the letter "V" with the ones corresponding to the other seals. E.I. 21H9KB180.



Pipe ISO 228/1	Code	Max viscosity		Ø mm	Kv l/mn	Power watt	Pressure		
		cSt	°E				min bar	M.O.P.D.	
								AC bar	DC bar
G 3/4	21H9KV180	12	~ 2	18	50	8	0,1	16	3
						12			10
						14			16

The "ODE" reserves the right to carry out technical and aesthetic modifications without prior notification.

MATERIALS:

Body	Brass - UNI EN 12165 CW617N
Weleded armature tube	Stainless steel AISI series 300+ Brass - UNI EN 12165 CW617N
Fixed core	Stainless steel AISI series 400
Plunger	Stainless steel AISI series 400
Phase displacement ring	Copper - Cu 99,9%
Spring	Stainless steel AISI series 300
Seal	Standard: V=FKM On request: B=NBR E=EPDM
Orifice	Brass - UNI EN 12165 CW617N

On request:

Connector	Pg 9 or Pg 11
Connector conformity	ISO 4400

FEATURES:

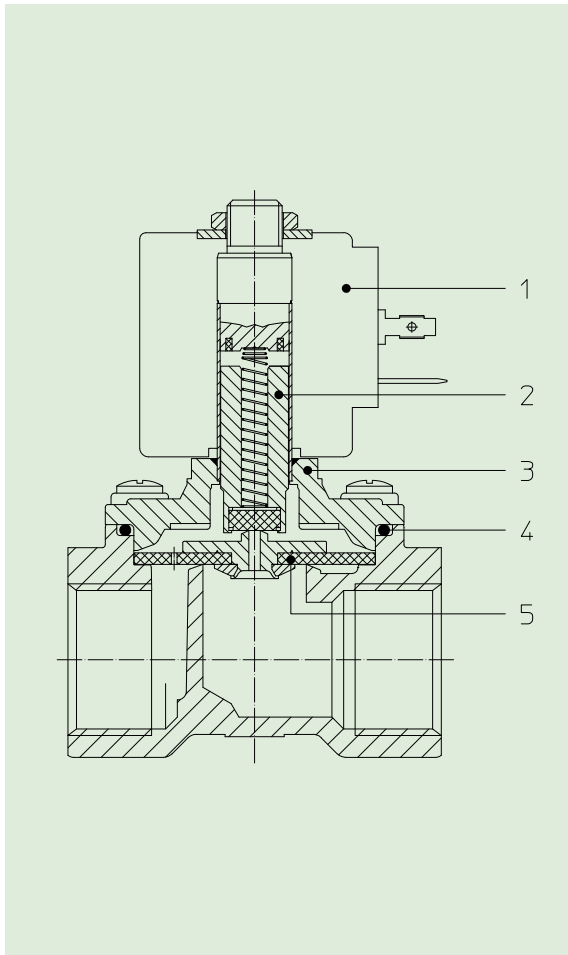
Electrical conformity	IEC 335
Protection degree	IP 65 EN 60529 (DIN 40050) with coil fitted by connector

SPARE PARTS:

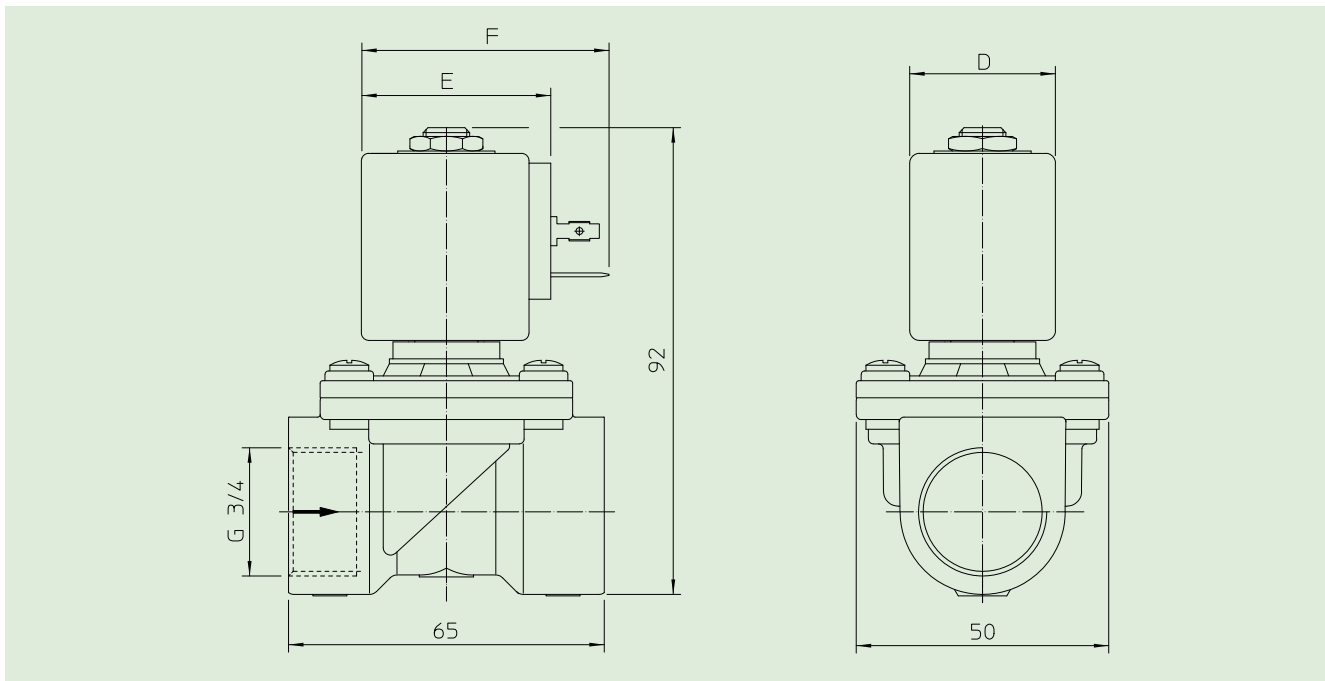
- Coil:**
See coils list
- Complete plunger:**
Code R451284/V
- Complete cover with armature tube without gasket:**
Code R452291
- Gasket O-Ring:**
Code R990105/V
- Complete diaphragm:**
Code R451220/V

MAINTENANCE KIT:

KTG0H9KV18=2+4+5



DIMENSIONS:



COIL TYPE	POWER ABSORPTION			DIMENSIONS		
	W ==	Hold VA ~	Inrush VA ~	D mm	E mm	F mm
B	8	14,5	25	30	42	54
U	12	23	35	36	48	60
G	14	27	43	52	55	67



Solenoid valve 2/2 way N.C. With pilot control

21EN2K0B105

÷

21EN4K0B105

PRESENTATION:

S.V. with pilot control for interception of fluids compatible with the construction materials.

A minimum operational pressure of 0,1 bar is required.

The materials used and the tests carried out ensure maximum reliability and duration.

USE: Automation
Heating

PIPES 1/4 NPT - 1/2 NPT

COILS:

8W - Ø 13	
BDA - BSA	155°C (class F)
BDV	180°C (class H)
12W - Ø 13	
UDA	155°C (class F)
14W - Ø 13	
GDH - GDV	180°C (class H)

COIL HOUSING AND COIL FORMER MATERIAL ARE MADE BY 100% VIRGIN MATERIAL.

Max. allowable pressure (PS) 20 bar

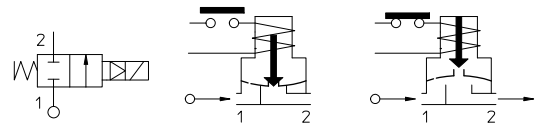
Ambient temperature:

See coils catalogue page for its compatibility.



Gaskets	Temperature		Medium
	- 10°C	+ 90°C	
B=NBR (nitrile rubber)	- 10°C	+ 90°C	Air, inert gas, water
V=FKM (fluoroelastomer)	- 10°C	+140°C	Mineral oils (2°E), gasoline gas oil

For seals other than NBR replace the letter "B" with the ones corresponding to the other seals. E.I. 21EN2K0V105.



Raccordo ANSI/ASME BI.20.1	Code	Max viscosity		Ø mm	Kv l/mn	Power watt	Pressure		
		cSt	°E				min bar	M.O.P.D.	
								AC bar	DC bar
1/4 NPT	21EN2K0B105				20	8	0,1	20	10
						12			20
						14			
3/8 NPT	21EN3K0B105	12	~ 2	10,5	25	8	0,1	20	10
						12			20
						14			
1/2 NPT	21EN4K0B105				25	8	0,1	20	10
						12			20
						14			

Note

Available on request and with minimum quantities.

The "ODE" reserves the right to carry out technical and aesthetic modifications without prior notification.

MATERIALS:

Body	Brass - UNI EN 12165 CW617N
Armature tube	Stainless steel AISI series 300
Fixed core	Stainless steel AISI series 400
Plunger	Stainless steel AISI series 400
Phase displacement ring	Copper - Cu 99,9%
Spring	Stainless steel AISI series 300
Seal	Standard: B=NBR On request: V=FKM
Orifice	Brass - UNI EN 12165 CW617N

On request:	Pg 9 or Pg 11
Connector	ISO 4400
Connector conformity	ISO 4400

FEATURES:

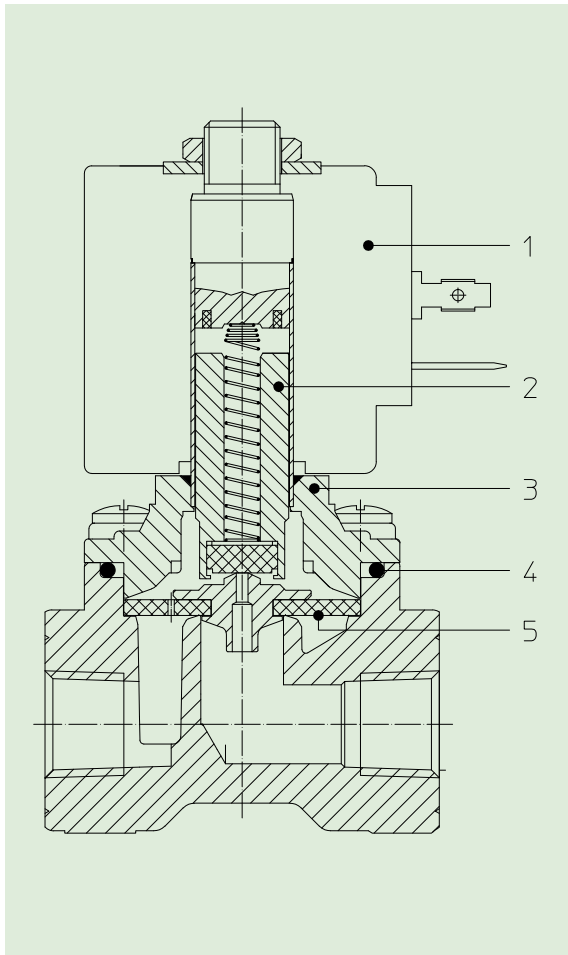
Electrical conformity	IEC 335
Protection degree	IP 65 EN 60529 (DIN 40050) with coil fitted by connector.

SPARE PARTS:

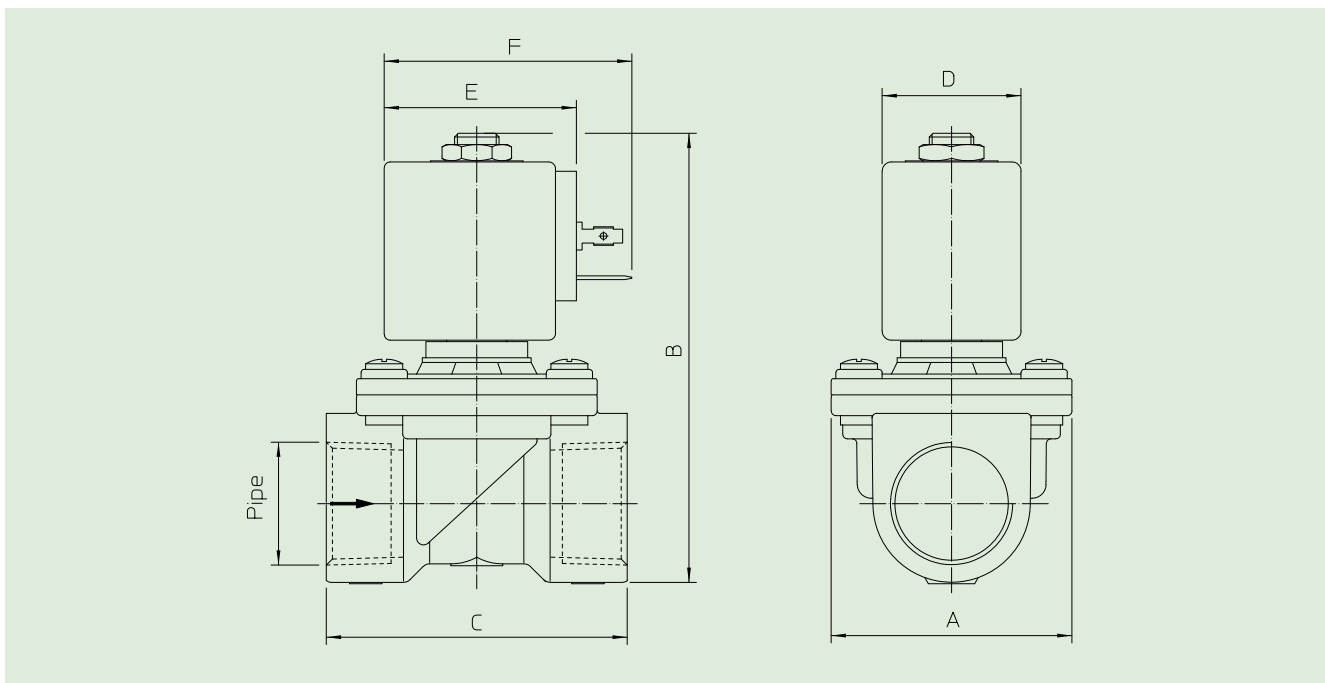
- Coil:**
See coils list
- Complete plunger:**
Code R450898/B
- Complet cover with armature tube without gasket:**
Code R450671
- Gasket O-Ring:**
Code 990302/BS
- Complete diaphragm:**
Code R452385/B

MAINTENANCE KIT:

KTGEN2K0B10=2+4+5



DIMENSIONS:



Type	Pipe	A mm	B mm	C mm
21EN2K0B105	1/4 NPT	40	90	50
21EN3K0B105	3/8 NPT			72
21EN4K0B105	1/2 NPT			72

COIL TYPE	POWER ABSORPTION			DIMENSIONS		
	W ==	Hold VA ~	Inrush VA ~	D mm	E mm	F mm
B	8	14,5	25	30	42	54
U	12	23	35	36	48	60
G	14	27	43	52	55	67



Solenoid valve 2/2 way N.C. With pilot control

21EN5KB180

PRESENTATION:

S.V. with pilot control for interception of fluids compatible with the construction materials.

A minimum operational pressure of 0,1 bar is required.

The materials used and the tests carried out ensure maximum reliability and duration.

USE: Automation
Heating

PIPES: 3/4 NPT

COILS:

8W - Ø 13	
BDA - BSA	155°C (class F)
BDV	180°C (class H)
12W - Ø 13	
UDA	155°C (class F)
14W - Ø 13	
GDH - GDV	180°C (class H)

COIL HOUSING AND COIL FORMER MATERIAL ARE MADE BY 100% VIRGIN MATERIAL.

Max. allowable pressure (PS) 20 bar

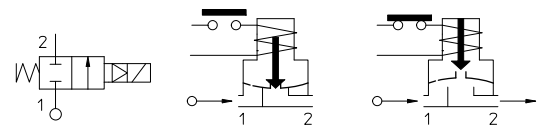
Ambient temperature:

See coils catalogue page for its compatibility.



Gaskets	Temperature		Medium
	- 10°C	+ 90°C	
B =NBR (nitrile rubber)	- 10°C	+ 90°C	Air, inert gas, water
V =FKM (fluoroelastomer)	- 10°C	+140°C	Mineral oils (2°E), gasoline gas oil

For seals other than NBR replace the letter "B" with the ones corresponding to the other seals. E.I. 21EN5K0V180.

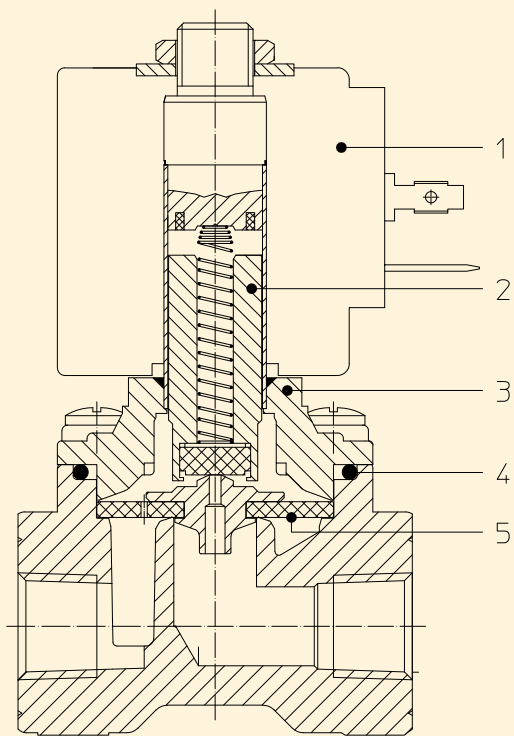


Pipe ANSI/ASME BI.20.1	Code	Max viscosity		Ø mm	Kv l/mn	Power watt	Pressure		
		cSt	°E				min bar	M.O.P.D.	
								AC bar	DC bar
3/4 NPT	21EN5KB180	12	~ 2	18	50	8	0,1	16	3
						12		20	9
						14		16	

Note

Available on request and with minimum quantities.

The "ODE" reserves the right to carry out technical and aesthetic modifications without prior notification.



MATERIALS:

Body	Brass - UNI EN 12165 CW617N
Armature tube	Stainless steel AISI series 300
Fixed core	Stainless steel AISI series 400
Plunger	Stainless steel AISI series 400
Phase displacement ring	Copper - Cu 99,9%
Spring	Stainless steel AISI series 300
Seal	Standard: B=NBR On request: V=FKM
Orifice	Brass - UNI EN 12165 CW617N

On request:

Connector	Pg 9 or Pg 11
Connector conformity	ISO 4400

FEATURES:

Electrical conformity	IEC 335
Protection degree	IP 65 EN 60529 (DIN 40050) with coil fitted by connector.

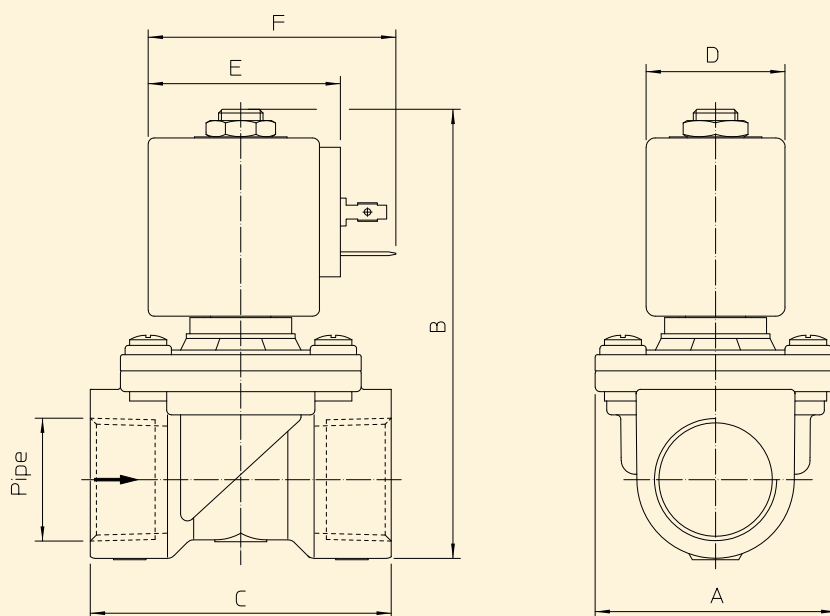
SPARE PARTS:

1. **Coil:**
See coils list
2. **Complete plunger:**
Code /R450898
3. **Complet cover with armature tube without gasket:**
Code R452291
4. **Gasket O-Ring:**
Code R990105/B
5. **Complete diaphragm:**
Code R451220/B

MAINTENANCE KIT:

KTGEN2K0B10=2+4+5

DIMENSIONS:



Type	Pipe	A mm	B mm	C mm
21EN5KB180	3/4 NPT	52	97	65

COIL TYPE	POWER ABSORPTION			DIMENSIONS		
	W ==	Hold VA ~	Inrush VA ~	D mm	E mm	F mm
B	8	14,5	25	30	42	54
U	12	23	35	36	48	60
G	14	27	43	52	55	67